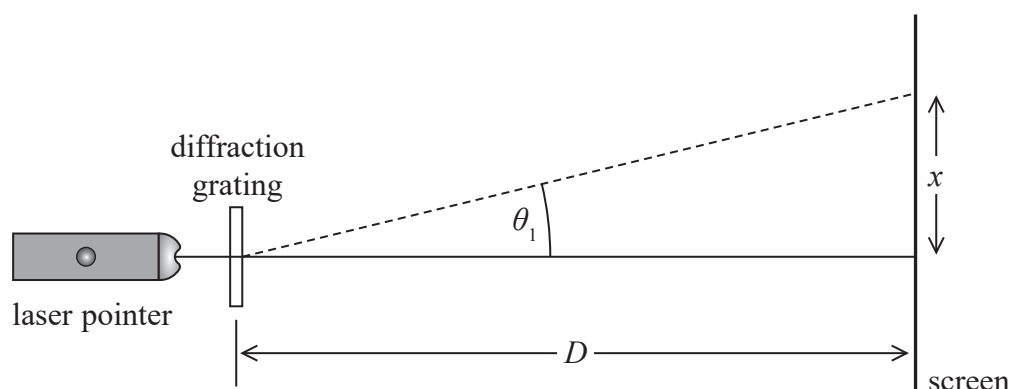


- 11 Light from a laser pointer was passed through a diffraction grating. The light was perpendicular to the diffraction grating as shown. A diffraction pattern was produced on a screen.



The distance between the first order maximum and the central maximum of the diffraction pattern was x . The distance between the diffraction grating and the screen was D .

- (a) Distance x was measured to be 0.500 m with a metre rule. The wavelength of light λ_1 from the laser pointer was 650 nm.

The laser pointer was replaced with one that produced light of a different wavelength. The new distance x was measured to be 0.400 m.

$$D = 1.45 \text{ m}$$

Calculate the wavelength λ_2 of the light emitted by the replacement laser pointer.

(5)

$$\lambda_2 = \dots\dots\dots$$



- (b) Explain one modification to this method that would decrease the uncertainty in the calculated value of λ_2 .

(2)

- (c) In another experiment, the light from the laser pointer was not quite perpendicular to the screen.

Explain how this would change the diffraction pattern produced on the screen.

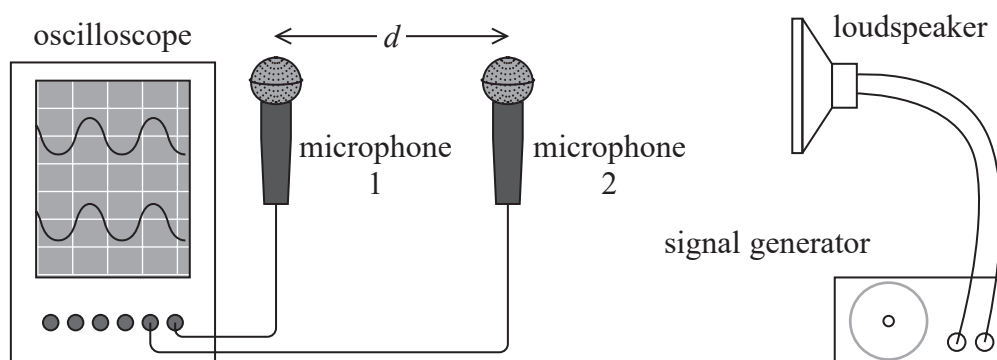
(3)

(Total for Question 11 = 10 marks)

TOTAL FOR PAPER = 120 MARKS



- 6 In an experiment to determine the speed of sound in air a student connected two microphones to an oscilloscope, as shown.



The microphones detect sound from the loudspeaker, converting it to an electrical signal. The signal is displayed on the oscilloscope screen.

Both microphones were initially positioned the same distance from the loudspeaker. The two signals were in phase on the oscilloscope screen. The student slowly moved microphone 2 towards the loudspeaker, until the two signals on the oscilloscope were in phase again. He then measured the distance d between the microphones to determine the wavelength λ of the sound waves.

$$d = 20.5 \text{ cm}$$

- (a) Comment on the student's experimental technique to determine λ .

(2)

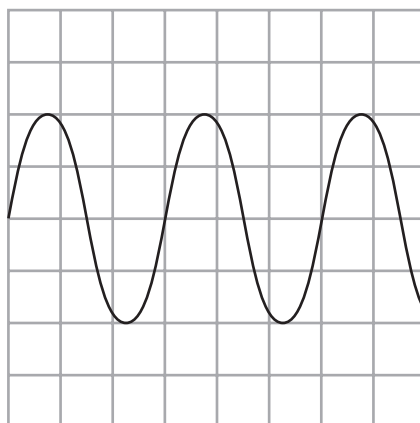
DO NOT WRITE IN THIS AREA

DO NOT WRITE IN THIS AREA

DO NOT WRITE IN THIS AREA



(b) The oscilloscope trace for the signal from microphone 1 is shown below.



The time base of the oscilloscope was set to 0.20 ms div^{-1} .

Determine a value for the speed of sound in air.

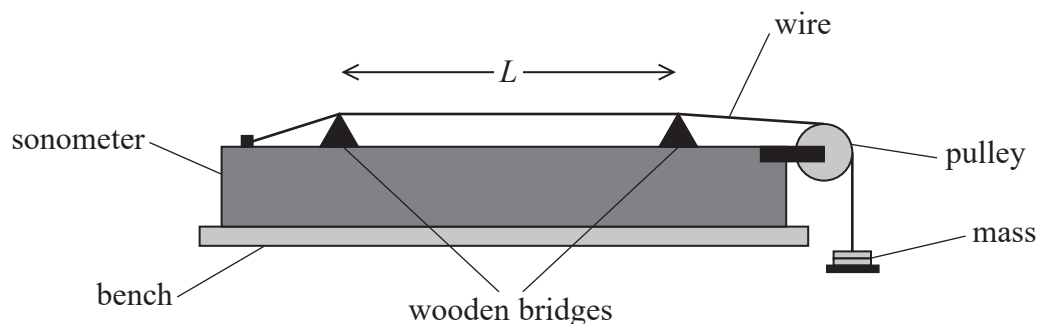
(5)

Speed of sound =

(Total for Question 6 = 7 marks)

- 13 A student used a sonometer to investigate the properties of a stretched wire. The sonometer is a long hollow wooden box.

A steel wire is attached to one end of the box and rests on two wooden bridges. The wire is placed under tension T by hanging a mass from the end of the wire, as shown.



The student placed the base of a vibrating tuning fork in contact with the wire, at one of the bridges. This set the wire into oscillation. He adjusted the position of the other bridge until a single-loop standing wave was produced on the wire between the bridges.

- (a) Explain how an antinode is produced at the mid-point of the wire between the bridges.

(3)

.....

.....

.....

.....

.....

.....

- (b) The student repeated this for a series of tuning forks with different frequencies f .
For each fork he measured the distance L between the bridges.

The steel wire, of mass per unit length μ , was placed under tension T by hanging a mass of 2.10 kg from the end of the wire.

- (i) State one safety precaution that should be taken when carrying out the investigation.

(1)

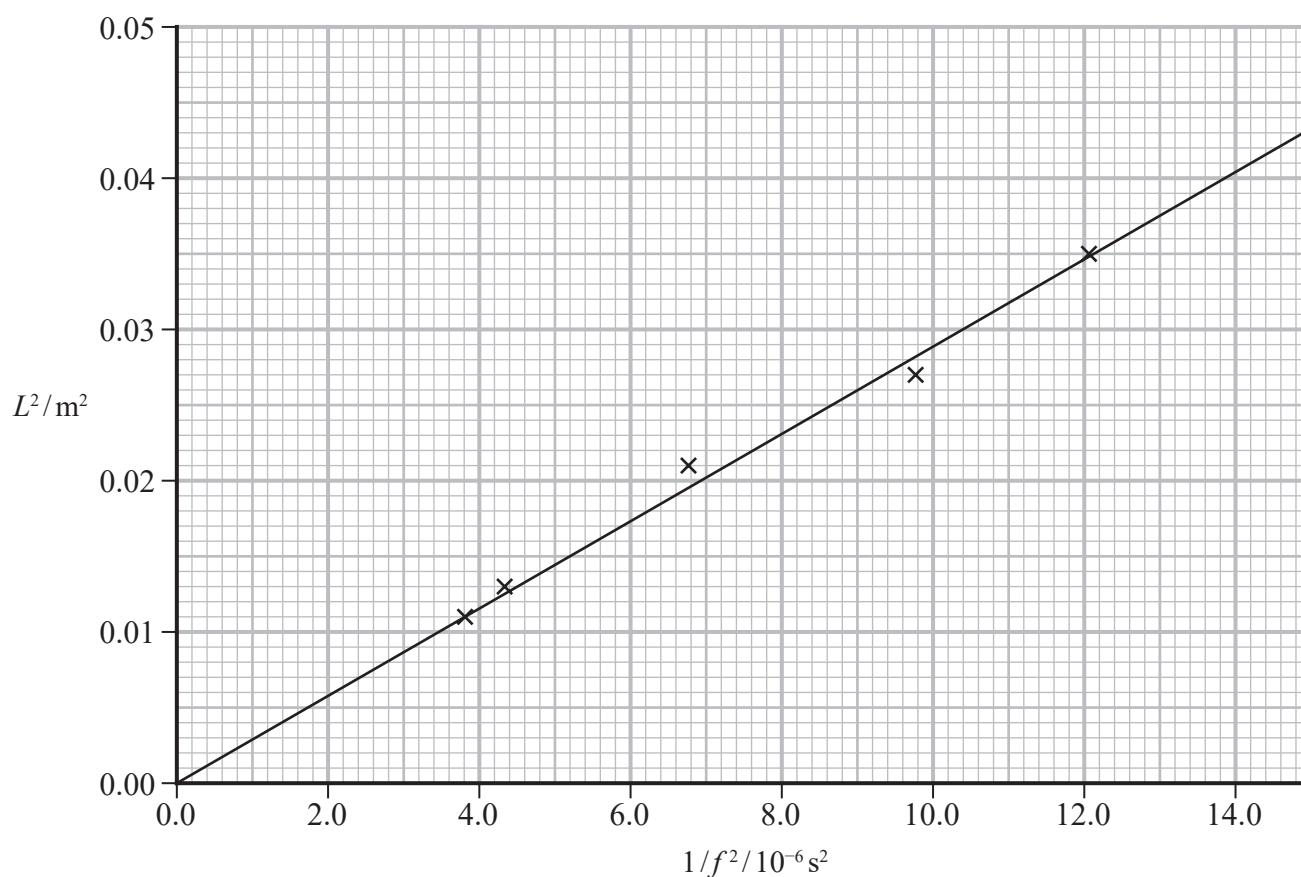
- (ii) The student plotted a graph of L^2 against $1/f^2$.

Show that the gradient of this graph is equal to $\frac{T}{4\mu}$

(3)



(iii) The student's graph is shown below.



The value of μ for different standard wire gauge (SWG) steel wire is shown in the table.

SWG	$\mu/\text{g m}^{-1}$
22	3.15
24	1.95
26	1.31

Deduce which wire the student used in the investigation.

(4)

.....

.....

.....

.....

.....

.....

(c) The student then found a value of μ for a brass wire, using a different method.

(i) He measured the diameter d of the wire using a micrometer.

Explain one technique the student should use when measuring d .

(2)

.....

.....

.....

.....



(ii) The student obtained the following data.

d/mm			
0.55	0.59	0.57	0.58

The stated value of μ for the brass wire used by the student was $2.14 \times 10^{-3} \text{ kg m}^{-1}$.

Deduce whether the student's data supports this value for μ .

density of brass = $8700 \text{ kg m}^{-3} \pm 200 \text{ kg m}^{-3}$

(6)

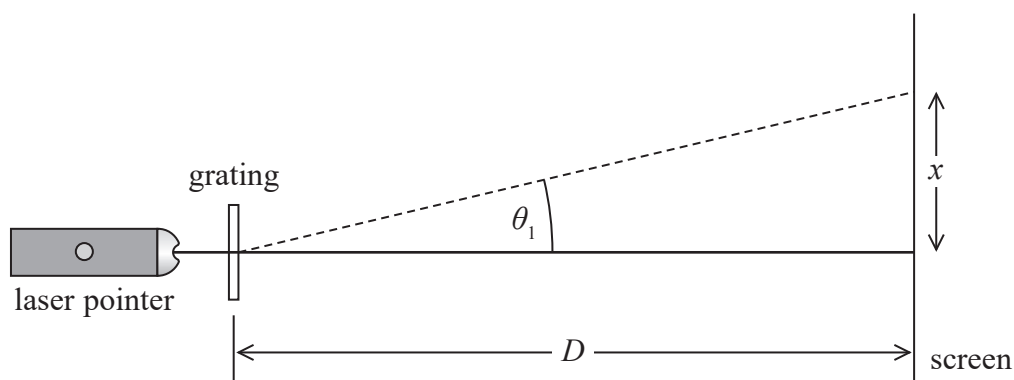
(Total for Question 13 = 19 marks)

TOTAL FOR PAPER = 120 MARKS



Answer ALL questions in the spaces provided.

- 1 A student used a laser pointer to direct monochromatic light normal to the plane of a diffraction grating as shown.



A diffraction pattern was produced on the screen. The distance between the first order maximum and the central maximum of the diffraction pattern was x . The distance between the diffraction grating and the screen was D .

- (a) The diffraction grating had 300 lines per mm.
The laser pen was marked with $\lambda = 520 \text{ nm}$.

Determine whether the spacing of the diffraction pattern was consistent with these values.

$$x = 43.5 \text{ cm}$$

$$D = 2.75 \text{ m}$$

(4)

DO NOT WRITE IN THIS AREA

DO NOT WRITE IN THIS AREA

DO NOT WRITE IN THIS AREA



(b) The student wrote the following conclusion:

"The value of x was measured with a metre rule. A metre rule has a precision of 0.1 cm, so this value was determined with a high degree of accuracy."

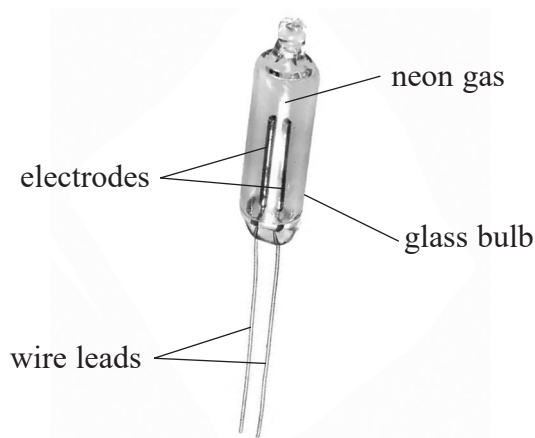
Comment on this conclusion.

(3)

(Total for Question 1 = 7 marks)



- 7 The neon lamp shown is a glass bulb filled with neon gas at low pressure.



(Source: <https://media.digikey.com/Photos/Visual%20Communications%20Company%20VCC/A1A.JPG>)

- *(a) When in use, the neon gas between the electrodes emits electromagnetic radiation.

Explain why this happens when there is an electric current between the electrodes.

(6)

DO NOT WRITE IN THIS AREA

DO NOT WRITE IN THIS AREA

DO NOT WRITE IN THIS AREA



- (b) When light from the neon lamp is incident upon a metal surface, electrons with a maximum speed of $2.68 \times 10^5 \text{ m s}^{-1}$ are emitted from the surface.

The table shows the work functions of some metals.

Metal	Caesium	Potassium	Sodium
Work function / 10^{-19} J	3.36	3.68	3.84

Deduce which metal the light is incident upon.

frequency of light from the neon lamp = $5.56 \times 10^{14} \text{ Hz}$

(4)

(Total for Question 7 = 10 marks)

DO NOT WRITE IN THIS AREA

DO NOT WRITE IN THIS AREA

DO NOT WRITE IN THIS AREA

